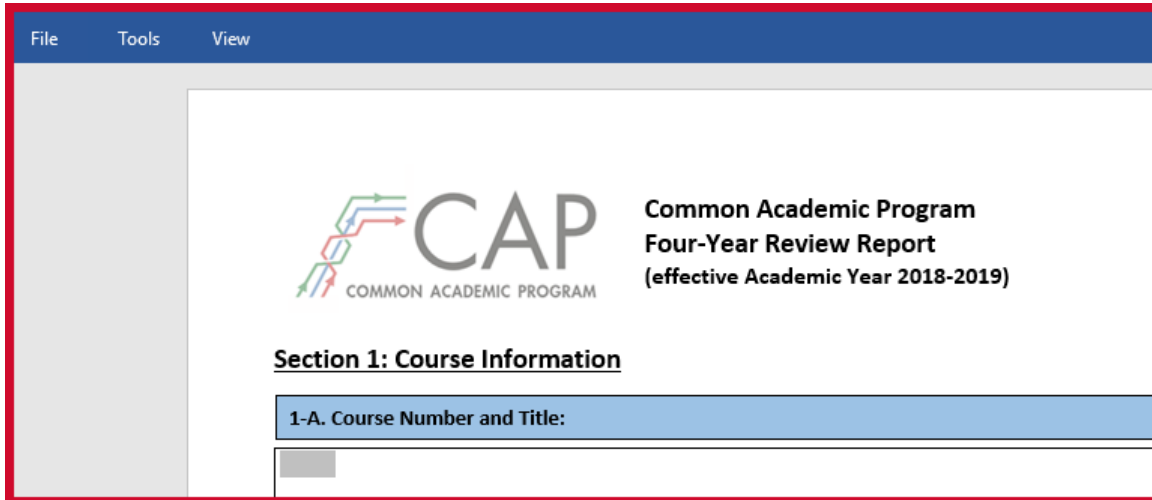


Notes About Using the 4-Year Review Report Form (Microsoft Word)



When you open the document, it is in **Read Mode** if it looks like this:

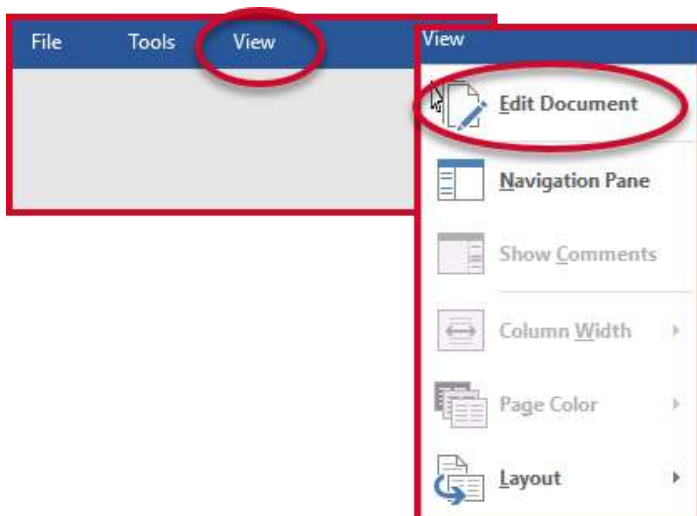


This may happen for Microsoft for Windows users because of a default user setting. The setting is computer specific so we are not able to adjust the form document to prevent this. The document needs to be in **Print Layout** to edit responses.

There are two simple ways to **switch from Read Mode to Print Layout** to be able to edit responses on the form.

Option 1: In the upper left (Ribbon):

Upon opening the document, select **View** in the upper left corner and then select **Edit Document**.

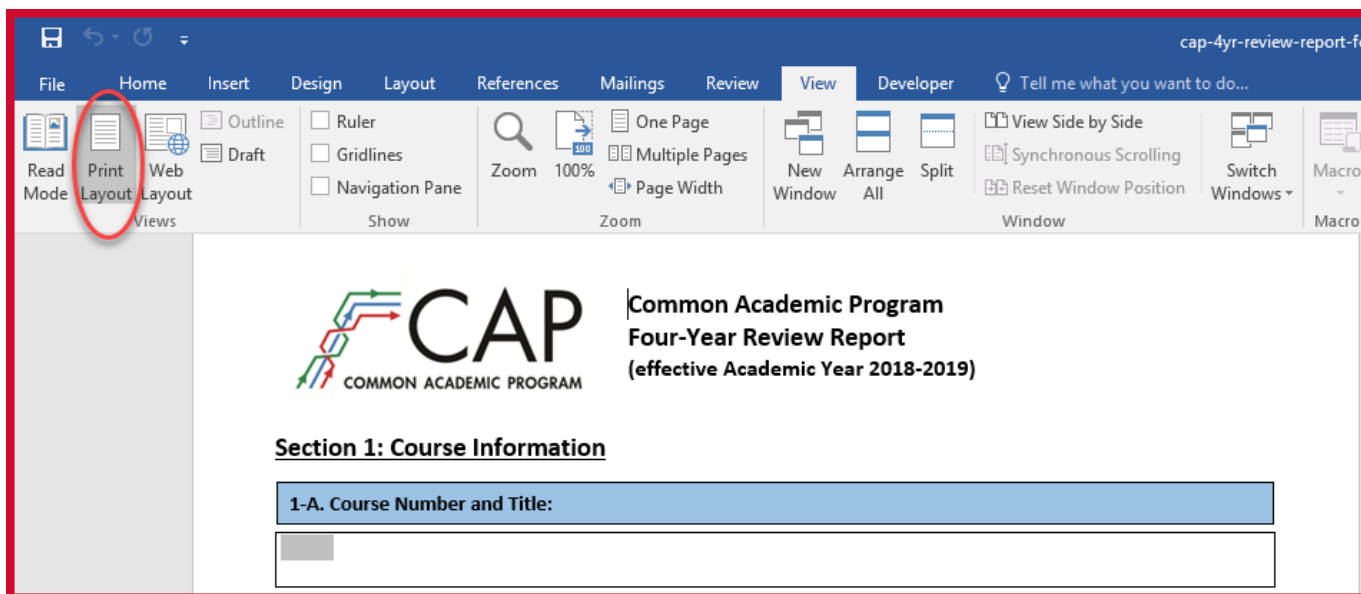


Option 2: In the lower right (Status Bar):

Upon opening the document, switch from Read Mode to **Print Layout** in the Status Bar.



In **Print Layout**, the top of the document (Ribbon) will look like this:



If you encounter any problems using the Word form, please contact the CAP Office:

Michelle Pautz, Assistant Provost for CAP
mpautz1@udayton.edu or 229-3651

Judy Owen, CAP Coordinator
jowen1@udayton.edu or 229-5534