



# How to create a new account and access your subscription

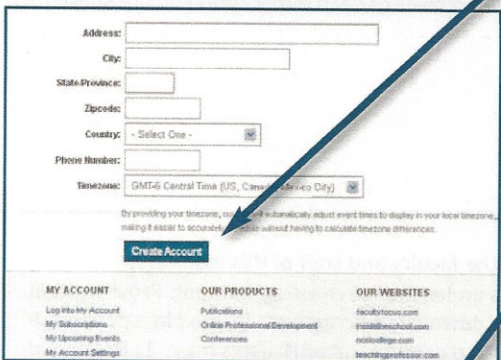


1 Go to <http://www.magnapubs.com/newsletters/>




2 Select "Create a new account"

3 On the "Set up an Account" page fill in all fields in the Required Information section and select "Create Account"

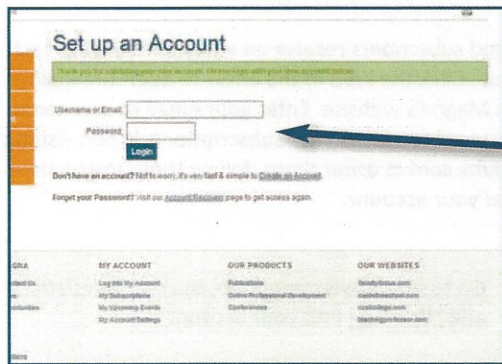


4 Open the email used to register your account and click the link to validate your account and complete your registration

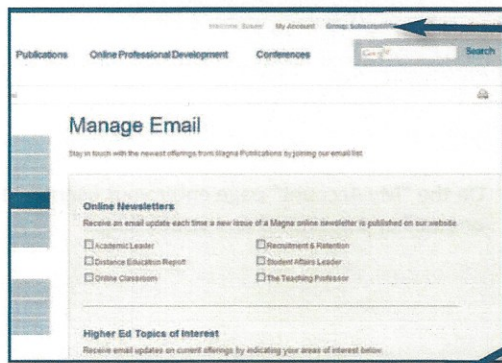





# How to create a new account, continued



5 Enter your email or username and password and select "Login" to open the Manage Email page



6 Select the "Group Subscriptions" tab at the top of the "Manage Email" page



7 In the red box on the left of the page enter your authorization code and select "Activate" to access your subscriptions and the archives

**Please note:** entering the authorization code is done only once. Hereafter, you will access the subscription by logging in using your email or username and password. Please do not share the authorization code with anyone outside our campus community.

