

MARY, MOTHER AND BELIEVER

PP240



Ages 9-11  
Grades 3-5

PFLAUM PRESS  
Dayton, Ohio

# MARY, MOTHER AND BELIEVER

By Angela Schreiber, CSJ

With Illustrations by Ansgart Heimberg, CSJ

DUPLICATING  
MASTERBOOK



Duplicate master activities help children better understand Mary- her relationship to Jesus and her importance in the Church. Through activities such as coloring, matching, mobiles, word finding, and praying children will be encouraged to follow the example of Mary in believing in Jesus and being faithful to God.



# CONTENTS

- 1. Mary Says Yes to God** The story of the Annunciation suggests how children can also act like children of God.
- 2. Mary Visits Elizabeth** A maze illustrates Mary's journey to visit her cousin Elizabeth and children read Elizabeth's words of greeting to Mary.
- 3. Mary Thanks God** After reading the Magnificat, Mary's thank-you to God, children write a thank-you prayer of their own.
- 4. A Mary Prayer, the *Hail Mary*** A banner for children to decorate and take home.
- 5. Mary Gives Birth to God's Son** Using puppets, children remember and tell the Nativity story.
- 6. Jesus Is Important to All People** A coloring activity shows Mary presenting Jesus to the wise men.
- 7. Mary and Joseph Present Jesus** A mobile inspired by the presentation at the Temple includes five of the seven sorrows: the Flight into Egypt, the Loss of Jesus in the Temple, the Carrying of the Cross, the Crucifixion, and the Taking Down from the Cross.
- 8. Mary and Joseph Lose Jesus in the Temple** Word find puzzle with words from the Gospel story.
- 9. Jesus, Mary, and Joseph Live in Nazareth** How and where the Holy Family lived.
- 10. Mary Sees What People Need at a Wedding** Children fill-in voice balloons to complete the story of the Wedding at Cana.
- 11. Mary Follows Jesus** A game showing ways children can follow Jesus.
- 12. Mary Stands at the Cross of Jesus** Reminds children that Mary stayed with Jesus, even through His suffering, and that they too are expected to comfort the suffering.
- 13. Mary and Jesus' Followers Receive the Holy Spirit** A choral reading prayer service for Pentecost
- 14. Mary Is the Mother of the Church, the First to Believe in Her Son** What mothers do for families, Mary has done for the Church.
- 15. From Beginning to End, God Filled Mary with Grace** A poster showing important events in Mary's life.
- 16. What Is the Rosary?** Learning how to pray the Rosary.
- 17. The Mysteries of the Rosary** Puzzles and drawing activities for the joyful, sorrowful, and glorious mysteries.
- 18. What Special Days Honor Mary?** A crossword puzzle made from the feast days celebrating Mary.
- 19. My Name Is Mary** Names that honor Mary from around the world.
- 20. We Honor Mary in Our Churches** Exploring your own church for ways to honor Mary.

# Correlation Chart

You may want to teach the activities in this book in conjunction with the portion of your religion textbook that best correlates with each. The following chart is provided to help you in this process.

MARY, MOTHER AND BELIEVER	Grade 4 BENZIGER (Unit)	Grade 4 SADLIER (Lesson)	Grade 4 OSV (Chapter)	Grade 4 JOY (Theme)	Grade 4 LOYOLA (Unit/Chapter)
1. Mary Says Yes to God	11		14		
2. Mary Visits Elizabeth					
3. Mary Thanks God					(3, 15)
4. A Mary Prayer, the Hail Mary	11	(Special)	14	13	(3, 15)
5. Mary Gives Birth to God's Son		(Special)	24	(Special)	(3, 15)
6. Jesus is Important to All People	8				
7. Mary and Joseph Present Jesus	8				
8. Mary and Joseph Lose Jesus in the Temple	8				
9. Jesus, Mary and Joseph Live in Nazareth	8				
10. Mary Sees What People Need at a Wedding	8, 19	(Special)			(3, 17)
11. Mary Follows Jesus	19, 22	20	2, 18, 22	8	
12. Mary Stands at the Cross of Jesus		(Special)	25	(Special)	(5, 23) (5, 24)
13. Mary and Jesus' Followers Receive the Holy Spirit		4			
14. Mary Is the Mother of the Church, the First to Believe in Her Son	3, 11	(Special) 2	14		(3, 15)
15. From Beginning to End, God Filled Mary with Grace	11	(Special)	14		(3, 15)
16. What Is the Rosary?				11	
17. The Mysteries of the Rosary				11	
18. What Special Days Honor Mary?					
19. My Name Is Mary	2			2	
20. We Honor Mary in Our Churches	11	(Special)	14		(3, 15)



Pflaum Press

# 1 Mary Says Yes to God

## An Angel Announces Jesus' Birth

God sent the angel Gabriel to a young woman named Mary, who lived in the town of Nazareth. Mary was engaged to Joseph, who belonged to the family of David.

The angel said to her, "Hail, Mary, you are very special to God. The Lord is with you. You are special among women."

These words worried Mary. She wondered what they could mean.

The angel said to her, "Do not be afraid, Mary. You are very special to God. You will

become pregnant, have a son, and give Him the name Jesus. He will be called the Son of God."

Mary said, "How can this happen? I am not yet married."

The angel said, "The Holy Spirit will come to you. The baby will be the Son of God."

Mary said, "Yes, let it happen the way you have said. I will be the mother of God's Son."

Adapted from Luke 1:26-38

The angel calls Mary to be the Mother of God's Son. Each day people call us to act like children of God. Look at the cartoons below. Write in the empty voice balloons ways you can say yes and act as a child of God.



## 2 Mary Visits Elizabeth

How quickly can you get Mary from her home in Nazareth to Elizabeth's home in the hill country of Judea, a hundred miles away?




### Mary's Visit

Mary hurried into the hill country of Judea to visit Elizabeth, her cousin. Like Mary, Elizabeth was going to have a baby. Elizabeth saw Mary coming and went out to welcome her. As soon as Mary said hello, the baby inside Elizabeth leaped.

The Holy Spirit filled Elizabeth and she said, "Mary, you are very special to God and so is the baby inside you. Who am I that the mother of God should come to visit me? As soon as you said hello, the baby inside me leaped for joy. You believed God and trusted God's words to you."

Mary hugged Elizabeth and began praying a thank-you prayer to God.



# 3 Mary Thanks God

Mary prays a thank-you prayer to God about being the mother of God's Son. Mary's prayer is like the prayer of Hannah, who prayed especially for a son and thanked God when she became pregnant.

Read Hannah's prayer in 1 Samuel 2.1-10. Read Mary's prayer below. Write your own thank-you prayer.

## Mary's Thank-You

My whole self says, "God is great."  
How God fills me with joy!

Although I am lowly, God has noticed me.  
All people forever will call me blessed.

My God has done great things for me;  
Holy is God's name.

To all who fear God, God shows mercy.  
God humbles proud people.

The mighty are brought down;  
the poor God raises up.

The hungry God fills with good things;  
the rich are sent away with nothing.

God remembers and keeps the promise made  
long ago to our ancestors Abraham and Sarah  
and all their children. Amen.

Adapted from Luke 1. 46-55

## My Thank-You

Thank You, God.  
You do great things for me.

---

---

---

---

I know, God, that You love me  
and keep Your promises.

---

---

---

---

I thank You, God, for all my  
ancestors who have taught  
me to believe in You.

---

---

---

---



# 4 A Mary Prayer, the *Hail Mary*

The angel Gabriel said, "Hail, Mary, you are very special to God. The Lord is with you. You are special among women."

Mary's cousin Elizabeth said, "Mary, you are very special to God and so is the baby inside you."

Find which words in the *Hail Mary* prayer mean the same as the words of the angel Gabriel and the words of Elizabeth. Decorate the banner.

Color it, cut it out, and keep it in your room to remind you to pray the *Hail Mary* often.

HAIL MARY, full of grace  
the LORD is with you.

Blessed are you among women  
and blessed is the fruit  
of your womb, JESUS.

HOLY MARY,

mother of God,

pray for us sinners now

and at the hour of our death.



.....AMEN.....



# 5 Mary Gives Birth to God's Son

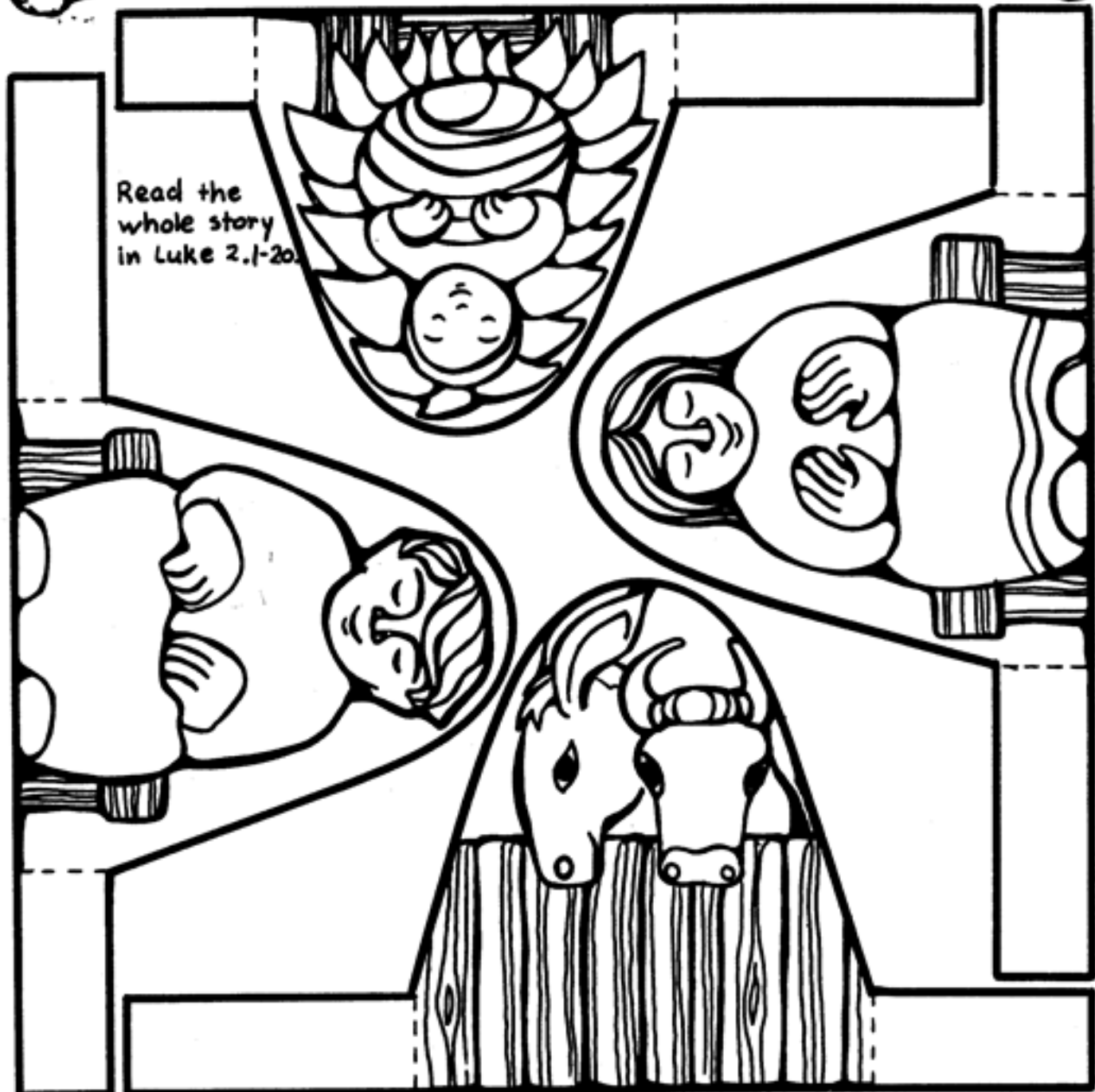
## Jesus Is Born

Joseph went from Nazareth to Bethlehem, the city of the family of David, to register for the census. Mary, his wife, who was pregnant, went with him.

While Mary and Joseph were in Bethlehem, she gave birth to her first-born

son and wrapped Him in swaddling clothes and laid Him in a manger, because there was no room for them in the place where travelers stayed.

*Adapted from Luke 2.4-7*



Read the whole story in Luke 2.1-20.

Color these figures to use in telling the story of Jesus' birth. Cut them out. Shape them into standing puppets by taping or gluing the tabs

together. Remember and tell in partners what you know of the story of Jesus' birth using the puppets.



# 6 Jesus Is Important to All People

## The Wise Men

After Jesus' birth in Bethlehem wise men from the east came to the country of Israel. The star went ahead of them to Bethlehem and stood still over the place where the child was. The wise men went into the house and

found the child with Mary, His mother. They fell down before Jesus and honored Him. They gave Him gifts, then went home another way.

Adapted from Matthew 2:1-12



- 1 tan
- 2 red
- 3 blue
- 4 green
- 5 yellow
- 6 gold
- 7 brown

These visitors from outside Israel show us Jesus was important to all people, not just to the Jews. Artists have often painted the scene of Mary presenting Jesus to the three visitors. Follow the

color code to finish this traditional picture of Mary and Jesus. Cut the picture out and frame it with black construction paper.

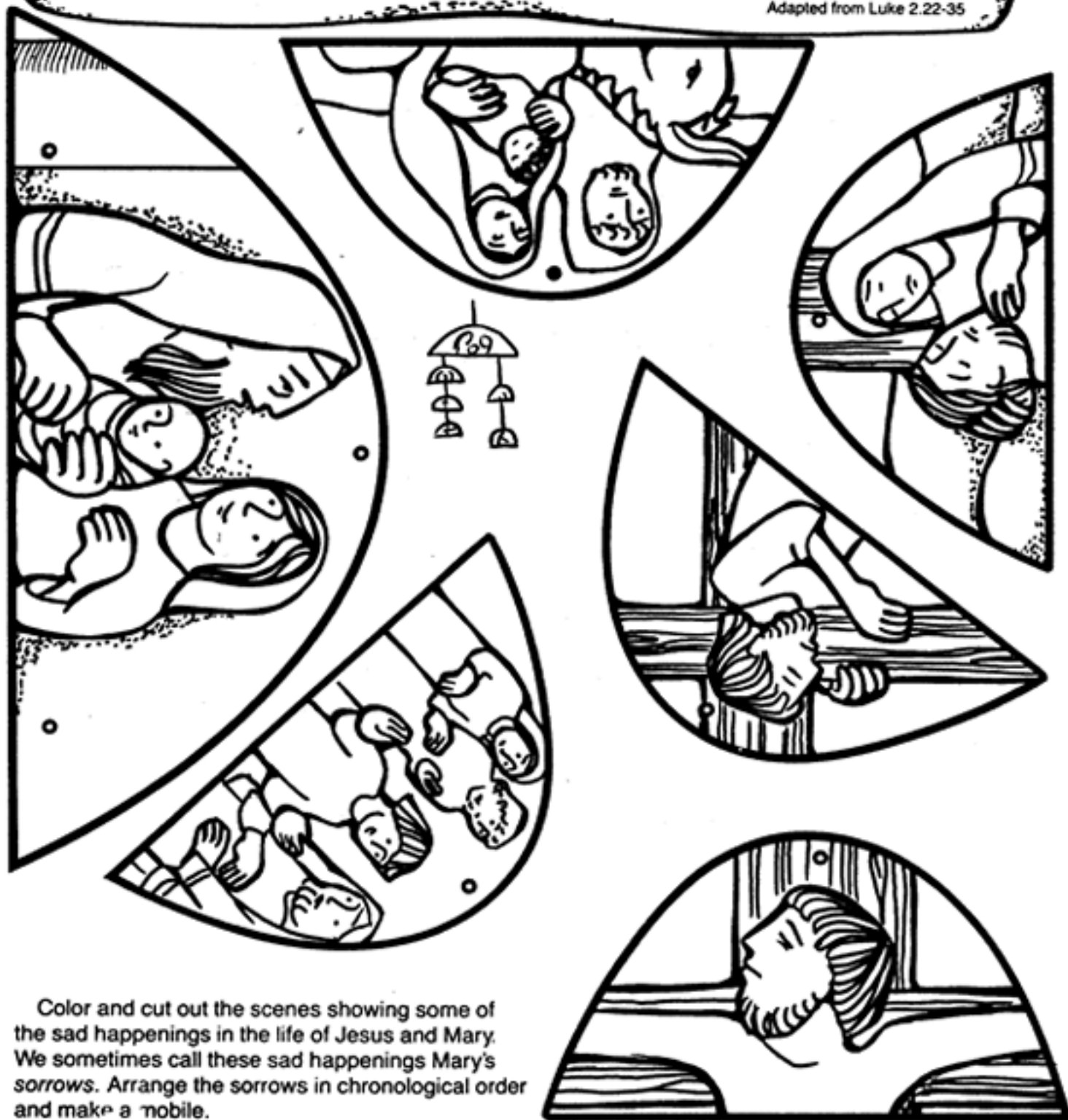
# 7 Mary and Joseph Present Jesus

## Mary and Joseph Take Jesus to the Temple

When Jesus was still just a baby, Mary and Joseph took Him to the Temple to present Him to God. This was a religious custom for Jewish families. Mary and Joseph followed the Law of Moses and made a special gift to

God. An old man named Simeon saw Mary, Jesus, and Joseph in the Temple. Simeon blessed them and said to Mary, "This is a special child. He will upset people, and you will many times be sad because of Him."

Adapted from Luke 2:22-35



Color and cut out the scenes showing some of the sad happenings in the life of Jesus and Mary. We sometimes call these sad happenings Mary's sorrows. Arrange the sorrows in chronological order and make a mobile.

# 8 Mary and Joseph Lose Jesus in the Temple

## Jesus Stays in the Temple

Every year Mary and Joseph went to Jerusalem to celebrate the great feast of Passover. When Jesus was twelve years old, Mary and Joseph decided that He was old enough to go along. When Mary and Joseph started home, Jesus stayed in Jerusalem. They walked all day looking for Jesus among their friends and relatives on the road. When they didn't find Him, Mary and Joseph returned to the city. On the third day

they found Him in the Temple sitting among the teachers. He was listening and asking them questions.

Mary said, "Why have You stayed here? We have looked all over for You."

"I had to be in My Father's house," Jesus said.

Jesus went home with Mary and Joseph and grew in wisdom and grace.

Adapted from Luke 2:41-52

Jesus  
Jerusalem  
Joseph  
feast  
teachers  
Temple  
three  
twelve  
lost  
law  
searching  
amazed

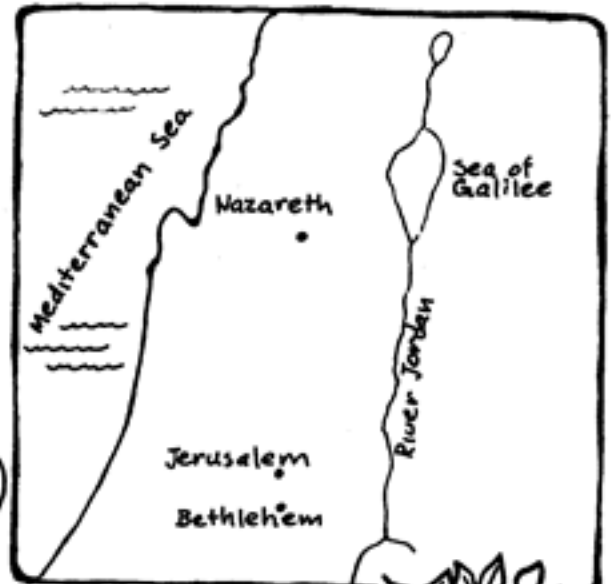
O	J	F	U	J	F	K	C	T	E	A				
S	T	S	I	E	E	H	T	E	K	M				
J	E	R	U	S	A	L	E	M	E	A				
O	A	A	M	U	S	A	N	P	N	Z				
S	C	H	R	S	T	W	E	L	V	E				
E	H	L	L	C	L	Y	P	E	O	D				
P	E	L	O	T	H	R	E	E	E	T				
H	R	U	S	S	R	I	E	M	Y	F				
R	S	I	T	N	T	D	N	C	A	T				
H	S	E	A	R	Z	H	I	G	G	R				

Find the words from the Gospel story in the word find. Circle them. Words are spelled up, down, diagonally, and across.

# 9 Jesus, Mary, and Joseph Live in Nazareth

The Bible tells us very little about the life of the Holy Family, Jesus, Mary, and Joseph. We know that Joseph was a carpenter, so Jesus may have helped him and learned some carpentry. Mary must have ground wheat, made bread, and carried water. We know that Jesus learned to read the Jewish Scriptures, the Holy Writings of His people that Christians call the Old Testament.

Look at the map of Israel, the country where Jesus, Mary and Joseph lived. The map shows Nazareth, the town where they lived. The illustration gives you an idea of what the Holy Family's house was like.



Find at least 10 hidden objects for cooking and doing carpentry.



# 10 Mary Sees What People Need at a Wedding

## Mary Asks Jesus to Help

One day there was a marriage in the village of Cana near Nazareth. Mary, the mother of Jesus, was there and so were Jesus and some of His followers. During the celebration Mary noticed that the wine ran out. She found Jesus and said, "They have no more wine."

Jesus said, "How does this concern Me? My time has not yet come."

Mary told the people waiting on the tables, "Do what Jesus tells you."

Jesus said to them, "Fill these water jars with water." They filled the jars. Then Jesus said, "Now take them to the head waiter."

The head waiter tasted what was in the jar and said, "You have saved the best wine until now."

This was the first sign that showed who Jesus was, and His followers believed in Him.

Adapted from John 2.1.12

Look at the four cartoon squares. What do you think is happening in each square? Read the Gospel story *Mary Asks Jesus to Help*. Fill in the empty

voice balloons in each cartoon square with the words from the Gospel story.



# 11 Mary Follows Jesus



Mary believed in Jesus and followed Him. She always loved and trusted Him. Play the game on this page to think about ways you can follow Jesus every day. Roll a die. Move the number of spaces on the die. When you land on a space with words, follow the directions there. What does the game teach you about how to follow Jesus?

**START**

You pray each morning. Go ahead 1 space.

You do your job at home without being asked. Go ahead 2 spaces.

You complain about the food. Lose a turn.

You remember to bring food for the food shelf. Go ahead 2 spaces.

You pick up litter on your street. Go ahead 1 space.

You don't go to bed on time. Go back 2 spaces.

You help a neighbor with yard work. Go ahead 1 space.

You ask a question in religion class. Extra turn.

You make a treat for your family. Go ahead 1 space.

You pray for people who are suffering. Go ahead 2 spaces.

You listen to the readings at Mass. Go ahead 1 space.

You are like Jesus' mother.

You hide your sister's piano music so she can't practice. Lose a turn.

You tell your parents you love them. Go ahead 2 spaces.

**FINISH**

# 12 Mary Stands at the Cross of Jesus


## Mary is with Jesus When He Dies

Near Jesus on the cross stood His mother, His mother's sister, the wife of Clopas, and Mary Magdalene. Jesus saw His mother and with her His friend John.

Jesus said to John, "This is your mother." Then He said to Mary, "This is your son." From then on Mary lived in John's home.

Adapted from John 19:25-27

Draw a picture of someone who is with you when you are sad or hurt. Draw a picture of someone you are with when they are sad or hurt. Tell someone about your picture.



# 13 Mary and Jesus' Followers Receive the Holy Spirit

## A Pentecost Choral Reading Prayer Service

**Mary:** Come, Holy Spirit.  
Fill us with love.

**Narrator 1:** The Apostles, the women who followed Jesus, and Mary, Jesus' mother, all prayed together as one.

**All:** Come, Holy Spirit.  
Fill us with love.

**Narrator 2:** A sound like a strong wind filled the room where they were sitting. Flames like fire rested upon each one.

**All:** Come, Holy Spirit.  
Set our hearts on fire.

**Narrator 3:** Peter stood up, full of the Spirit, to talk to the people in Jerusalem, people from every nation.

**Women:** Come, Holy Spirit.  
Teach us words in every language.

**Peter:** Jesus was crucified and died. God has raised Him up. We are the witnesses.

**All:** Come, Holy Spirit.  
We are the witnesses.

Complete the sentences at the end of the prayer service. Pray the prayer service together.

**Peter:** Jesus sits at the Father's right hand. He has poured out the Holy Spirit upon us.

**Apostles:** Yes, Jesus is the Lord.

**Women:** Yes, Jesus is the Messiah.

**Mary:** Yes, Jesus is the One long promised by God.

**All:** Come, Holy Spirit.  
Where people are sad, give them

\_\_\_\_\_

**Apostles:** Where people are worried, give them \_\_\_\_\_

**Women:** Where people are in danger, give them \_\_\_\_\_

**Peter:** Where people have given up, give them \_\_\_\_\_

**Mary:** Where people are unwanted, give them \_\_\_\_\_

**All:** Come, Holy Spirit.  
Fill us with love. Amen.





# 14 Mary Is the Mother of the Church, the First to Believe in Her Son

Mary was Jesus' mother. She took care of Him the way mothers do. She knew that Jesus had to grow up and go away. Sometimes she came to hear Jesus teach and she was with Him when He died.

After Jesus' died, rose again, and went back to His Father, Mary stayed with John and Jesus' other followers. They depended on her as Jesus had done. She was probably with them on Pentecost when the Holy Spirit came to give them the strength

to spread the Good News of Jesus' resurrection.

Because Mary was Jesus' mother, she is also the mother of His brothers and sisters in God's family—all of us in the Church.


Look at the illustration. In what ways is the mother caring for her family? Circle each way you find. Write ways we show that we believe Mary is mother of the Church and cares for us.



# 15 From Beginning to End, God Filled Mary with Grace

Mary was filled with God's blessings from the very moment she was conceived in her mother. This page illustrates important events in Mary's life. Cut out the title strips at the bottom of the page and paste them under the correct pictures.

Color and cut out the pictures and arrange them in chronological order. Then number them and paste them on another sheet of paper to make a poster.



- Jesus' Birth
- Assumption
- Annunciation
- Visitation
- Mary listening to Jesus teach
- Mary at Jesus' Cross
- Finding in the Temple

# 16 What Is the Rosary?

Color each bead on which you say a Hail Mary blue. Color the beads on which you say the Our Father and Glory Be another color.

The rosary is a prayer in which we honor Mary, the Mother of God, and think about events in her life and in the life of Jesus. The rosary has been a popular prayer with Catholics ever since the twelfth century.

To pray the rosary, start by making the *Sign of the Cross*. Then take the cross in your hand and say the *Apostles' Creed*. On the first bead, say the *Our Father*. Say a *Hail Mary* for each of the next three beads. Then pray the *Glory Be to the Father* on the last bead. The rosary leader usually says the first part of each prayer and everyone else answers with the second part.

The main part of the rosary is usually joined to the cross and first five beads by a medal. Say the *Our Father* as you hold the medal between your fingers. Then move to the first of the ten beads of one side of the medal and say a *Hail Mary* for each bead. When you reach the single bead at the end, say the *Glory Be to the Father*. You have just said a decade (*decade* means ten) of the rosary.

If you wish to say the whole rosary, keep your fingers on the single bead and say the *Our Father* again. Continue as before.

Sometimes it is hard to keep your thoughts on the words you are saying. Try thinking about the event in the life of Jesus or Mary which the leader announced when beginning the decade. Or, just relax and let the words of the prayers which you are saying be the background to your experience of God's presence. The rosary is a way to help you become quiet so you can think about God.



# 17 The Mysteries of the Rosary

When people pray the rosary together, the leader usually announces an event in Jesus' or Mary's life before beginning each decade. We call these fifteen events which go with the rosary the mysteries of the rosary. *Mystery* means a truth that God reveals to us but we cannot understand completely. For instance, the fact that Jesus is both God and human is a mystery.

When the rosary first started in the Middle Ages people called it *Mary's Psalter* because the one hundred and fifty *Hail Marys* in the fifteen decades of the rosary is the same as the number of psalms in the Bible. Most people did not learn to read in those days so praying the rosary was a way for them to be reminded about the important events of Jesus' life and to think about them prayerfully.

## Joyful Mysteries

1. Mary finds out she is going to be God's mother (The Annunciation)
2. Mary visits her cousin Elizabeth (The Visitation)
3. Jesus is born in a stable (The Nativity)
4. Mary and Joseph take Jesus to the Temple (The Presentation)
5. Mary and Joseph find Jesus after He stays behind in the Temple

Create a symbol or symbols for each set of mysteries of the rosary. Draw them on this page or make a separate poster.

## Sorrowful Mysteries

1. Jesus prays to His Father before the soldiers come (The Agony in the Garden)
2. Jesus is beaten (The Scourging at the Pillar)
3. Jesus is mocked as a king (The Crowning with Thorns)
4. Jesus carries His cross
5. Jesus dies on the cross (The Crucifixion)

## Glorious Mysteries

1. Jesus rises from His tomb (The Resurrection)
2. Jesus returns to His Father (The Ascension)
3. The Holy Spirit comes to Jesus' friends
4. Mary is taken into heaven, body and soul (The Assumption)
5. Mary is made queen of heaven and earth (The Coronation)

If you can finish the words in the mysteries of the rosary you will have the name of the person who helped people learn about the rosary.




2 4 12 11 5 9 10 7 3 8 1 6

# 18 What Special Days Honor Mary?

There are many feast days celebrating Mary during the Church year. Three of these are holy days of obligation, days we attend Mass as we do on Sunday. These are the Feasts of the Immaculate Conception (December 8), the Assumption (August

15), and the Solemnity of Mary the Mother of God (January 1).

Other feast days celebrate other events of Mary's life or titles under which she is honored. Use all you know about Mary to solve this crossword puzzle.



## Down

1. January 1: This feast praises Mary as \_\_\_\_\_ of God and of the Church.
2. December 12: Spanish-speaking people honor Mary as Our Lady of \_\_\_\_\_.
3. September 15: Because she knows what it is like to suffer, Mary is honored as Our Lady of \_\_\_\_\_.
4. September 8: Mary has a \_\_\_\_\_ like everyone else.

## Across

5. March 25: The angel Gabriel \_\_\_\_\_ to Mary that she would be God's mother.
6. August 22: We call Jesus *Christ the King*, and Mary is the \_\_\_\_\_.
7. December 8: Mary was free from \_\_\_\_\_ from the first moment of her existence.
8. October 7: Praying the \_\_\_\_\_ is a way to honor Mary.
9. May 31: Mary visits her cousin \_\_\_\_\_.
10. August 15: Mary's being taken into heaven is called the \_\_\_\_\_.

# 19 My Name Is Mary

Children all over the world are named Mary. Sometimes they spell and pronounce it as we do in

North America. However, there are many other ways to say and write it, too. Here are some examples.

Hi! My name is Mary  
I live in Worthington, Iowa.  
My friends are M 1 13 4 2  
and M 1 18 4 lyn.



Je m'appelle Marie.  
J'habite à Paris.  
Some of my friends are  
Mimi

Mari 1 14  
Mari 13 14  
Mari 1 14 24 8  
Ma 14 3 28 20 3



My name is Jacques Marie.  
I'm named for Mary, too.  
My penpal in Italy is M 1 16 4 o.  
My Canadian friend is 13 23 les.

In England some  
Mary names are:  
May  
Molly  
Polly.

In Israel a Mary  
is called Miriam.



My name is Maire.  
I live in Dublin, Ireland.  
Some of my friends are  
Maura,  
Maur 2 3 14  
and Mu 18 4 3 12.

In Scotland a  
nickname for Mary  
is Minnie.

Me llamo María.  
Vivo en Lima, el Perú.  
My friends are  
Marita  
Mar 9 19 21 9 20 1  
Mari 1 2 3 12 12 3



マリア  
マリア  
マリア  
マリア  
マリア  
マリア



Meine Name  
ist Maria

Draw a line from the name to the title of Mary from which the name comes.

- |          |                        |
|----------|------------------------|
| Lupe     | Our Lady of Victory    |
| Dolores  | Mary, Star of the Sea  |
| Mercedes | Our Lady of Guadalupe  |
| Rosaria  | Our Lady of Sorrows    |
| Madonna  | Our Lady of the Rosary |
| Victoria | Mary, Mother of God    |
| Stella   | Our Lady of Mercy      |

Use the alphabet code  
to finish the names  
that need more letters.

A	B	C	D	E	F	G	H	I	J	K	L	M
1	2	3	4	5	6	7	8	9	10	11	12	13
N	O	P	Q	R	S	T	U	V	W	X	Y	Z
14	15	16	17	18	19	20	21	22	23	24	25	26

# 20 We Honor Mary in Our Churches

Every Catholic church has some way to honor Mary and show her importance. Look around your parish church. Find all the ways people in your parish learn about Mary's importance to Jesus and her importance to us. Be sure to look on the outside

of the church as well as the inside.

Use this page to record your findings. If your church has more ways to honor Mary than you can fit on this page, use a second sheet of paper.

\_\_\_\_\_

\_\_\_\_\_

\_\_\_\_\_

\_\_\_\_\_

**Windows showing Mary**  
 Location \_\_\_\_\_  
 Description \_\_\_\_\_  
 \_\_\_\_\_  
 Location \_\_\_\_\_  
 Description \_\_\_\_\_  
 \_\_\_\_\_

Name of my church \_\_\_\_\_

**Pictures of Mary**  
 Location \_\_\_\_\_  
 Title \_\_\_\_\_  
 Description \_\_\_\_\_  
 \_\_\_\_\_

**Stations of the Cross**  
 No. \_\_\_\_\_  
 Mary is \_\_\_\_\_  
 \_\_\_\_\_

**Statues of Mary**  
 Location \_\_\_\_\_  
 Title \_\_\_\_\_  
 Description \_\_\_\_\_  
 \_\_\_\_\_

No. \_\_\_\_\_  
 Mary is \_\_\_\_\_  
 \_\_\_\_\_

No. \_\_\_\_\_  
 Mary is \_\_\_\_\_  
 \_\_\_\_\_